

Making Short Video

Jeff.y1168 北维摄影俱乐部 和 Chinese American Museum DC 联合推出公益讲座

8:30 - 10:00 PM Sat. 9/24/2021

WeChat: jutalk168 Email: jutalk168@gmail.com

Video Making Basic

Equipment: Camera or Cell Phone

Editing: Video Editing Software Desktop or Cell phone App.

Adobe Premiere, Final Cut, DaVinci, iMovie, InShot, VUE and etc..

Steps Involved;

- Idea
- Script
- Storyboard
- Cast and Location
- Filming
- Post Editing


Shooting Technique


- **Wide shoot, mid shoot, close up shoot (to establish scene, tell story and bring up attention)**
- **Pan shoot**
- **Tilt Shoot**
- **Spin Shoot**
- **Pull in/Pull out**
- **Swirl**
- **Slow Motion**
- **Time Lapse**

Composition

- **Rule of Thirds**
- **Leading Lines**
- **Look Room/Lead Room**
- **Symmetry**
- **Up/Low Angle**


Note: Some of Sample are from Online Web.





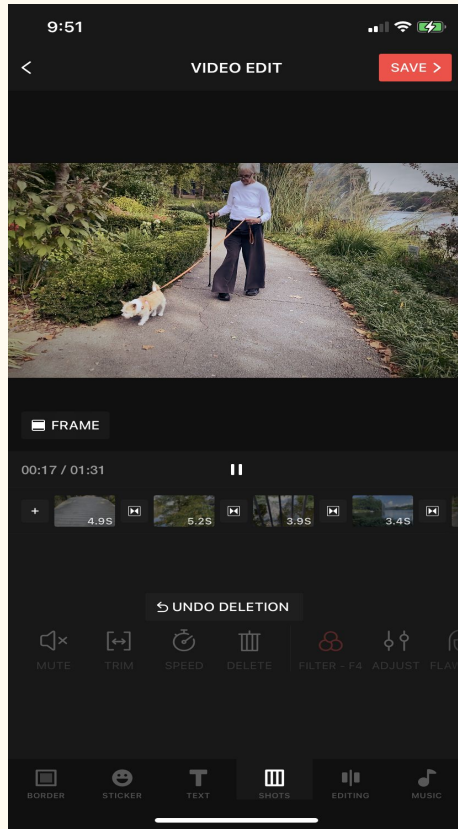

Look Up

Look Down

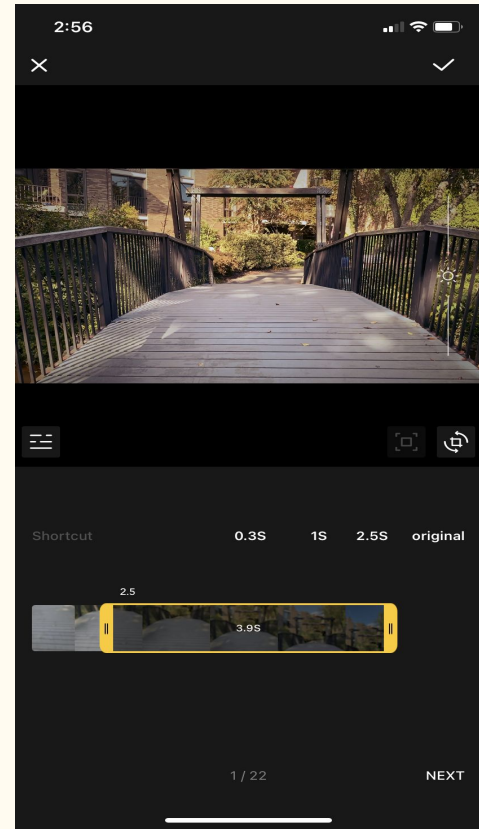


Video Post Processing

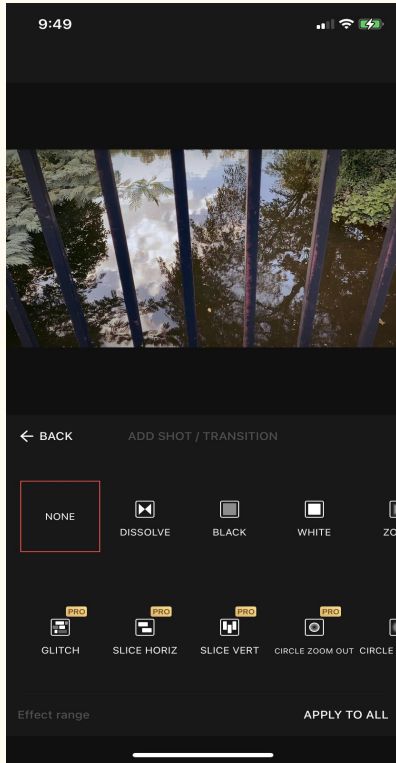
- **Video frame**
- **Clip sequence**
- **Clip length trim (1s, 2.5s, 4s, 10s, original)**
- **Clip cut**
- **Clip Crop**
- **Clip Speed (slow mo, fast pace)**
- **Clip movement**
- **Clip Transition**
- **Color Grading**
- **Add background music (Music Selection, Original sound, etc..)**
- **Add voice over**
- **Edit Music**
- **Filter**



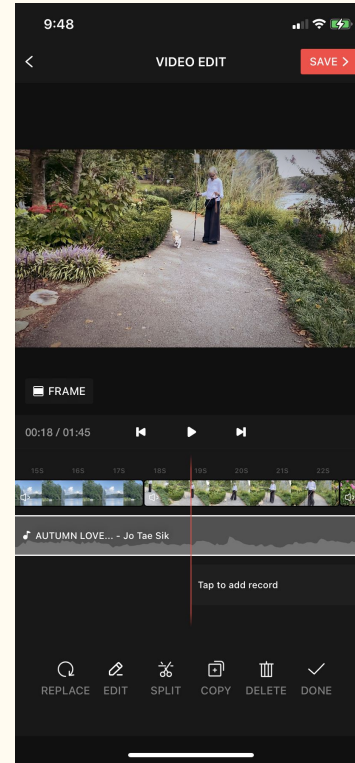
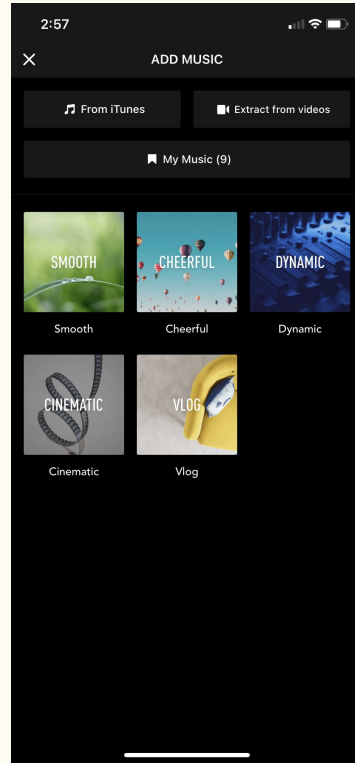
Add Clips



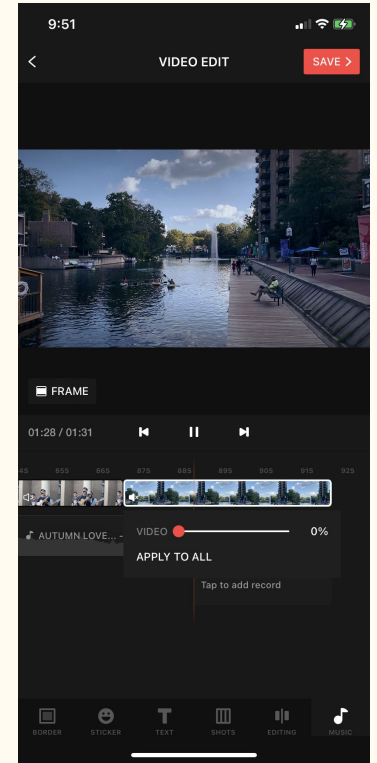
Length



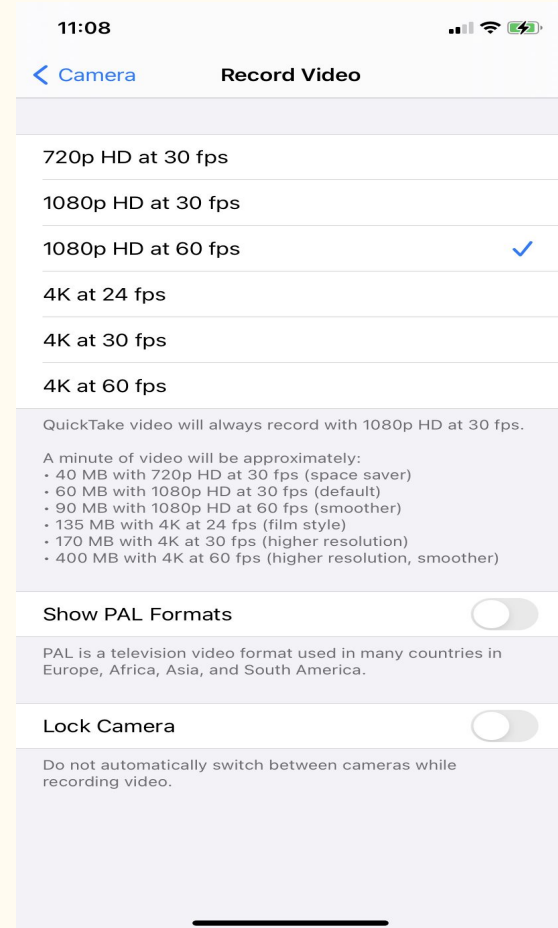
Transition



Add Music and Sound



FPS --- Camera Setting



Put everything together

Lake Anna Short Video